

Preceptor Messaging: An Orientation for Students and Faculty

Notifications

- How are they delivered?
- Invitation
- Courtesy notification
- Skills to approve
- Shift hours to verify
- Daily reminder



I Want to See Live Action

← Sterling Credentials, LLC

HOME VIDEOS PLAYLISTS CHANNELS

2:00

Flip Your Class
Flip your classroom the easy way!
2 views · 1 year ago

2:27

How the Sterling Preceptor Interface Works
102 views · 1 year ago

3:24

Get feedback from your team!
2 views · 1 year ago

Recognizing Student Good Stuff
2 views · 1 year ago

Feeling discouraged? It happens.
4 views · 1 year ago

Methods—The Invitation

From: admin@sterlingcredentials.com



Shift assignment notification

THIS IS NOT AN AD

Hi, this is an invitation to join Sterling Credentials as a preceptor for Julianne Troubleshooting's shift.

Please follow this link to your portal: <https://stcred.link/h...>

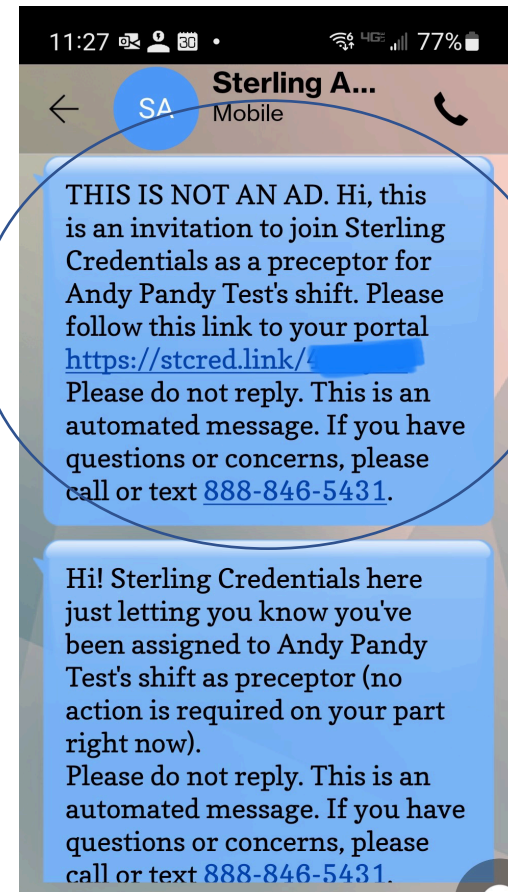
Please do not reply. This is an automated message. If you have questions or concerns, please call [888-846-5431](tel:888-846-5431).



(C) 2022 Sterling Credentials LLC



From: 832-225-3180



Courtesy Notification



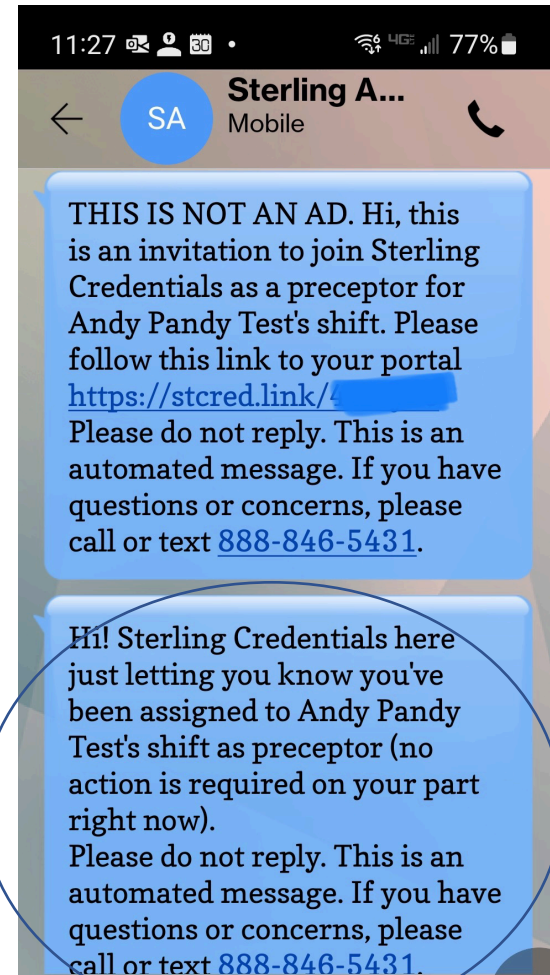
Shift assignment: Julianne Troubleshooting

Hi! Sterling Credentials here just letting you know you've been assigned to **Julianne Troubleshooting's** shift as preceptor (no action is required on your part right now).

Please do not reply. This is an automated message. If you have questions or concerns, please call [888-846-5431](tel:888-846-5431).



(C) 2022 Sterling Credentials LLC



Gentle Reminder

The screenshot shows a mobile application interface for EMT credentials. At the top, the browser address bar displays "emt.sterlingcredentials.com". The main content area is a modal titled "Interventions" with a close button (X). Inside the modal, it states "Current Report Type: Field" and "THIS IS THE SHIFT YOU ARE MODIFYING ABC Ambulance - Station 1 Feb 19, 1000 - 2300". Below this, there are three buttons: "Create a new shift", "Close this shift", and "Switch shifts". The modal then displays "No patients exist" with a blue button "Add a new patient". A red warning message is circled in blue: "AWAITING PRECEPTOR CONFIRMATION. Until a Preceptor has been confirmed, you will not be able to LOCK PATIENTS or CLOSE THIS SHIFT." Below the warning is a button "Click here for more options". At the bottom of the screen, a green notification bar contains two items, also circled in blue: "Shift created and Preceptor invited via Email" and "Your shift at ABC Ambulance - Station 1 is now open". The background shows a dark sidebar with navigation options like "My Account", "Support", "Manage Documents", "Cohort Enrollment", "Tools", "History Log", "Knowledgebase/FAQs", "Spread the Word", and "Sign Out". The bottom right of the background has icons for "Clinical", "Field", "Capstone / Internship", and "Capstone Evals".



- ✓ Shift created and Preceptor invited via Email
- ✓ Your shift at ABC Ambulance - Station 1 is now open

Security Code

Verify your identity

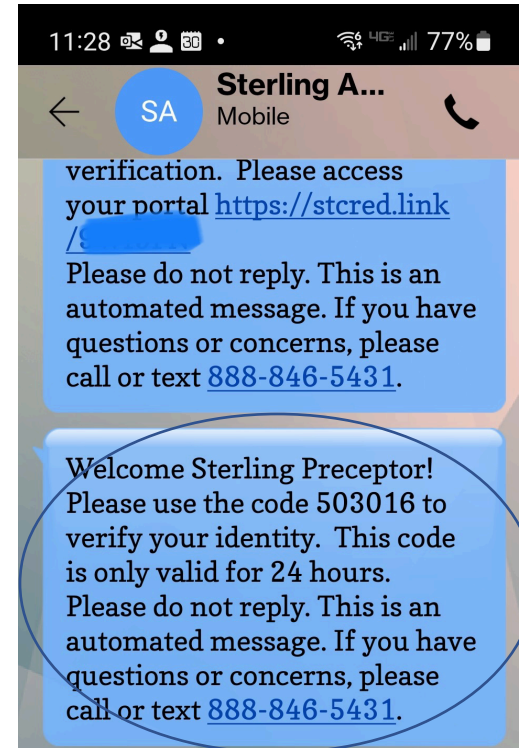
To verify your identity, we will send a code to your registered phone:

 ***-***-5431

Sending code 

Please note

Codes can sometimes take a few minutes to arrive.



Lock Your Pt—Skills to Approve



Skills to approve

Hi! Sterling Credentials here. **Julianne Troubleshooting** has completed some skills, which require your approval.

Please access your portal here: <https://stcred.link/hr> [REDACTED]

Please do not reply. This is an automated message. If you have questions or concerns, please call [888-846-5431](tel:888-846-5431).



(C) 2022 Sterling Credentials LLC



Lock Your Pt-Skills to Approve

Sterling Preceptor Portal
Julianne Virginemail

[View Signature](#) [Grab new data](#)

Please click any "action required" button below to validate the corresponding skills or shifts ↓

Action Required
Click to validate skills (1)

There are no shifts to validate

Sterling Preceptor Portal

Click the ✓ button to mark a skill as approved.
Click the ✗ button to raise a discrepancy against a skill (and enter a reason).
To finish, click the Submit button at the bottom.

23 yr Female - Trauma

09:00 IV 20 Gauge Outcome: patent
Intravenous Therapy

No skills marked yet

Close Window

Close Your Shift—Hours to Approve



Shift hours to validate

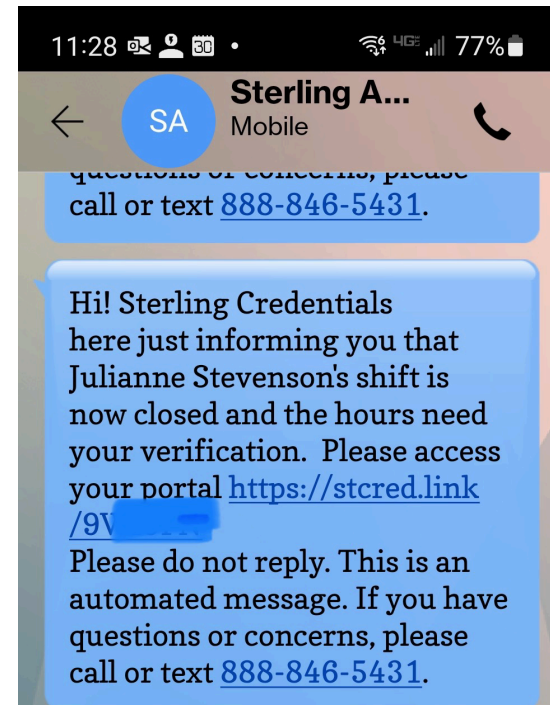
Hi! Sterling Credentials here just informing you that **Julianne Troubleshooting's** shift is now closed and the hours need your verification.

You can access your portal here: [https://stcred.link/h\[REDACTED\]](https://stcred.link/h[REDACTED])

Please do not reply. This is an automated message. If you have questions or concerns, please call [888-846-5431](tel:888-846-5431).




(C) 2022 Sterling Credentials LLC



Close Your Shift—Hours to Approve

Sterling Preceptor Portal
Julianne Virginemail

 View Signature

 Grab new data

Please click any "action required" button below to validate the corresponding skills or shifts ↓



Action Required

Click to validate skills (1)



Action Required

Click to validate shifts (1)

Close Your Shift—Hours to Approve

Station 1
20th Feb 2022, 3:00pm

Julian

1/2 - Verify Shift Hours

Are these stated hours correct?
20th Feb 2022, 8:00am to 11:00pm

Yes No

2/2 - Student Evaluation

The below form must be completed for the student to receive credit for the clinical. You should explain your evaluation scores to the student and suggest methods of improvement.

Use the below key to score:

N/A Did not evaluate student on this performance area
1 Unacceptable performance
2 Below expectations for experience level
3 Acceptable performance for experience level
4 Exceeds expectations for experience level

Cognitive

Knowledge of the objectives performed/observed

N/A	1	2	3	4
-----	---	---	---	---

Knowledge of the medical terminology and equipment

N/A	1	2	3	4
-----	---	---	---	---

Knowledge of S/S, treatments of injuries/illness

N/A	1	2	3	4
-----	---	---	---	---

Knowledge of use of medicines (if applicable)

N/A	1	2	3	4
-----	---	---	---	---

Knowledge of medical/legal situations

N/A	1	2	3	4
-----	---	---	---	---

Daily Reminder—0900

